



PRODUCT SERVICE NOTIFICATION

ISSUE DATE: 30 October 2012


PRODUCT SERVICE NOTIFICATION #: 10302012

SUBJECT: SOV3 Reserve Staging Loop with support washer. Manufacturer is requiring the washer be removed. At the next scheduled repack cycle, remove the washer from the bungee staging loop and tie a double over-hand knot as instructed below and reinstall.

STATUS: MANDATORY

IDENTIFICATION: CPS Parachute systems which may use this staging loop are the CPS-SOV3-HH, CPS-SOV3-LI, CPS-SOV3-MI, CPS-SOV3-MM, CPS-SOV3-TS and non-standard Sport Vector Harness/Container Systems. The staging loop (P/N: CPS-027-006-001) is an optional feature and not all systems are fitted with this loop.

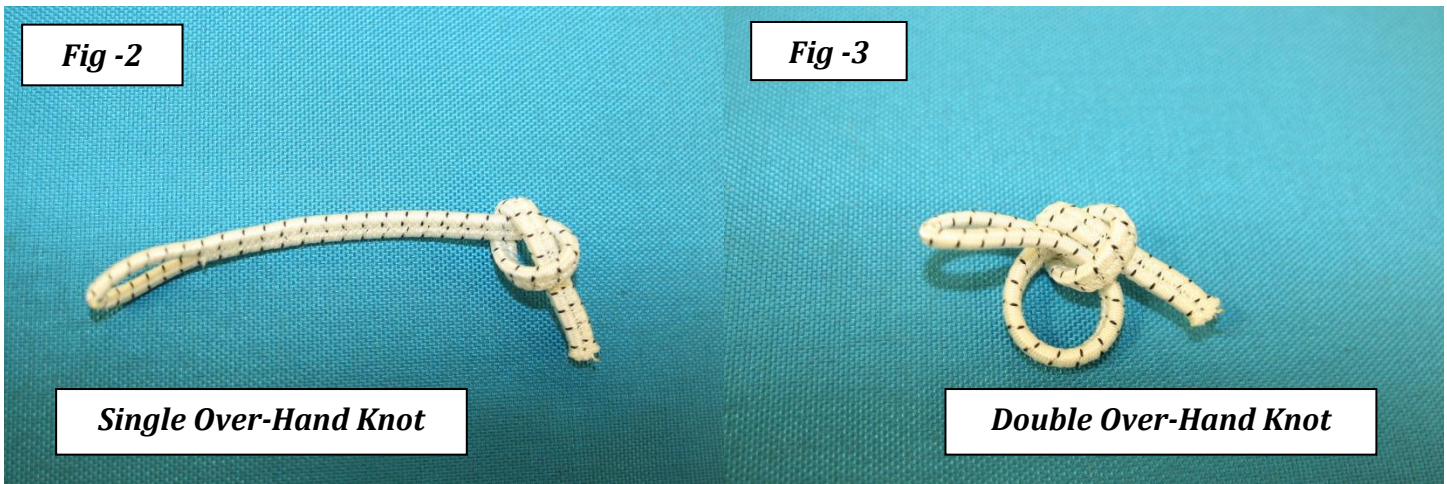
BACKGROUND: During recent inspections prior to repacking the reserve, extra normal wear was found on the reserve closing loop. Further investigation indicates CPS-SOV3 systems fitted with a (bungee) "**reserve staging loop**" with support washer are experiencing this problem. Some washers have sharp edges which had caused minor damage to the closing loop. Thus far, loop damage seen in the field following a 365-day repack cycle has not been considered serious, but is a concern. This Product Service Notification provides a safe solution without altering the function of the staging loop.



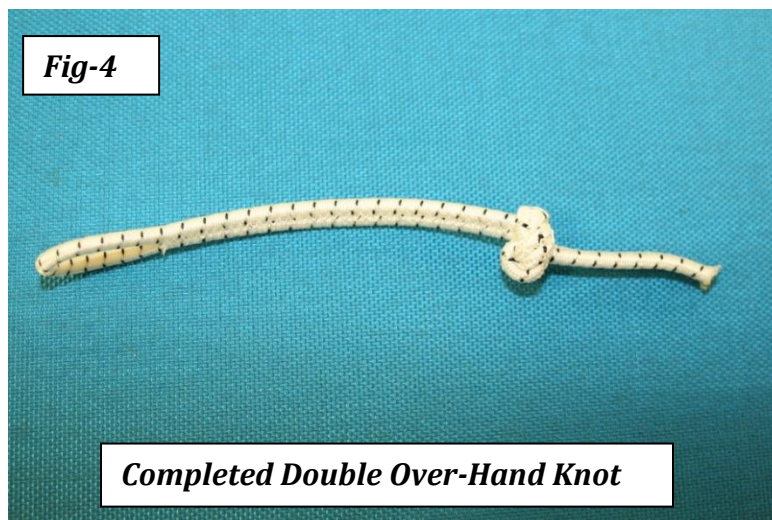
SERVICE NOTIFICATION:

At the next scheduled inspection/repack cycle remove the support washer from the “**Reserve Staging Loop.**” (See **Fig-1**) Inspect the internal and external condition of the staging loop and replace it if any damage is found.

Tie a “Double Over-Hand Knot” at the prescribed location. The staging loop length should be 1-inch (25mm) shorter than the reserve closing loop. Mark the loop at the desired length. **Fig-2** shows a single over-hand knot. **Fig-3** shows the loop end passing one more time through to create the double over-hand knot. Pull the bungee loop as tight as possible. Longer staging loops are now available if needed.



The finished “Double Over-Hand Knot” is shown in **Fig-4**. Reinstall the staging loop into the pack tray.





COMPLIANCE DATE: MANDATORY COMPLIANCE AT YOUR NEXT INSPECTION/REPACK. *

* The "Reserve Staging Loop Modification," issued on January 15th, 2009 by United Parachute Technologies, was not a mandatory modification and may be removed at any time.

AUTHORITY:

Complete Parachute Solutions, Inc.
T.K. DONLE – Technical Director
tk@cpsworld.com

United Parachute Technologies, LLC
Mark Procos – General Manager

DISTRIBUTION:

All Military Users of SOV3 Parachute Systems
All Military Parachute Rigger Lofts servicing SOV3 Systems
CPS Website: www.cpsworld.com

~~~ End of Notification ~~~